

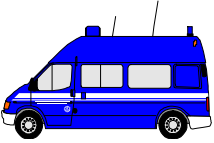





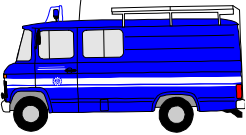


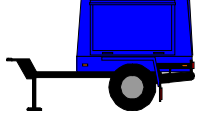






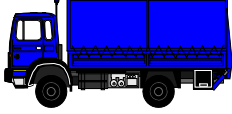




Verbrauch von Betriebsstoff / 100 km / BStd. (Durchschnittswerte)

Kfz.-Art	Verbrauch*	Kfz.-Art	Verbrauch*	Kfz.-Art	Verbrauch*
 PKW	6 Ltr. Diesel	 LKW Kipper	15-20 Ltr. Diesel	 FüKW	10 Ltr. Diesel bzw. 15 Ltr. Benzin
 MTW	10 Ltr. Diesel bzw. 15 Ltr. Benzin	 LKW Kipper Lkr 6 mt	15-20 Ltr. Diesel	 FüKomKW	12 Ltr. Diesel
 GKW 1	35 Ltr. Diesel	 LKW BW	50 Ltr. Diesel	 FmKW alt	12 Ltr. Diesel
 GKW 2	35 Ltr. Diesel	 LKW BW Lkr 11 mt	50 Ltr. Diesel	 Stromerzeuger 30 kVA	7 Ltr. BStd. Diesel
 MLW 1 (2t)	10 Ltr. Diesel	 BRmG	20 Ltr. BStd. Diesel	 Stromerzeuger 50 kVA	15-20 Ltr. Diesel Normalbetrieb 25 Ltr. Volllast
 MLW 2	20-25 Ltr. Diesel	 Bagger	20 Ltr. BStd. Diesel	 Stromerzeuger 175 kVA	25-30 Ltr. Diesel Normalbetrieb 40-50 Ltr. Volllast
 LKW Lbw	15-20 Ltr. Diesel	 Unimog Kran	20-25 Ltr. Diesel		
 MLW 1 (3t)	15-20 Ltr. Diesel				

* Durchschnittswerte